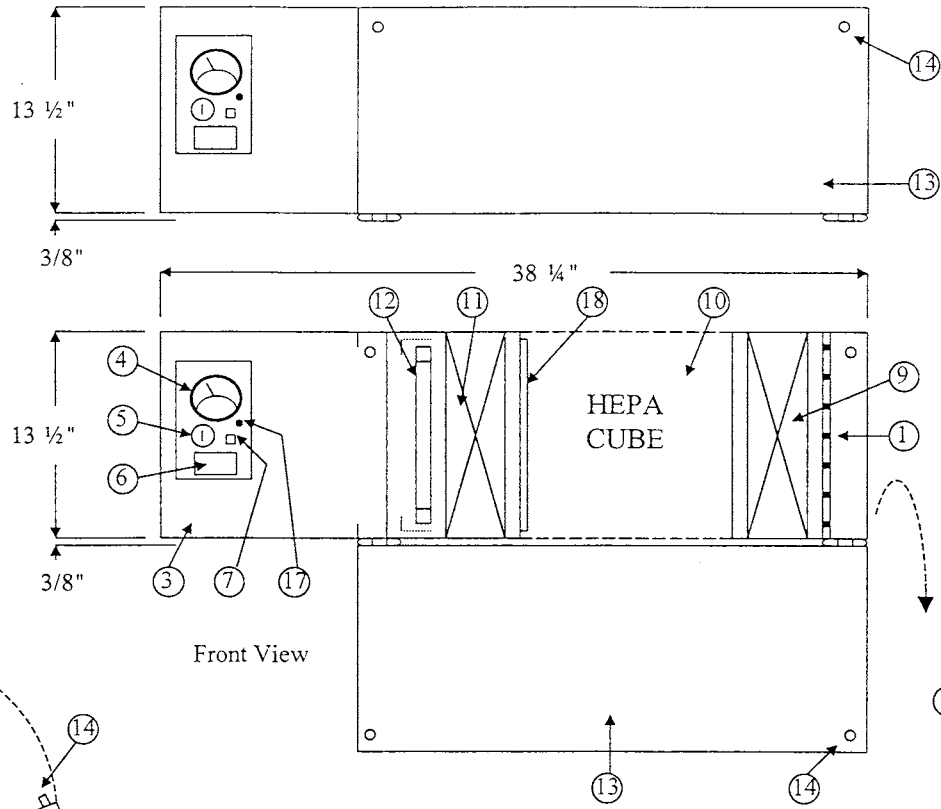
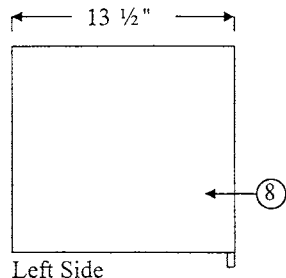


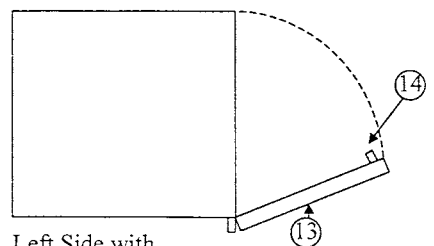
BIOLOGICAL Controls
 SUBMITTAL DRAWING
 MICROCON EX-PM



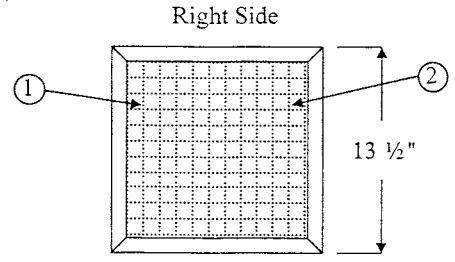
- (1) PERFORATED INLET GRILLE
- (2) 1 EA. 3-PLY POLYESTER RING PANEL
- (3) 1-BLOWER. PSC FORWARD CURVE, 1/5 HP, 115V - 50/50 Hz TWO SPEED FAN. THERMAL RESET PROTECTED AIRFLOW 495 HIGH, 435 LOW
- (4) MINIHELIC, PRESSURE DIFFERENTIAL GAUGE
- (5) KEYED ON / OFF / LOW SPEED SWITCH
- (6) ELECTRONIC DIGITAL RESETTABLE HOUR METER
- (7) 5 AMP FUSE, TOGGLE TYPE
- (8) CABINET CONSTRUCTED WITH 18 GA. STEEL AND BAKED ON ENAMEL FINISH
- (9) SYNTHETIC PLEATED MEDIA CELL WITH ANTIMICROBIAL
- (10) 1 EA. HIGH CAPACITY 99.99% HEPA FILTER WITH KNIFE EDGE LIQUID SEAL, STEEL ENCASED
- (11) 1 EA. GAS PHASE ACTIVATED CARBON CELL
- (12) 4 EA., 8 WATT UVC (253.4 nm) GERMICIDAL LAMPS
- (13) SWING DOWN SIDE ACCESS SECURITY DOOR
- (14) 2 EA. LOCKING CAM LOCK LATCHES
- (15) REAR EXHAUST DUCT (6 X 9.875")
- (16) 115V ELECTRICAL CONNECTION
- (17) UNIT IN-OPERATION NEON LED
- (18) KNIFE-EDGE LIQUID SEAL FOR HEPA



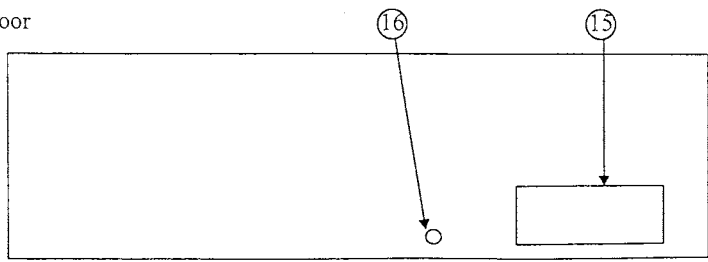
Left Side



Left Side with Swing Down Door



Right Side

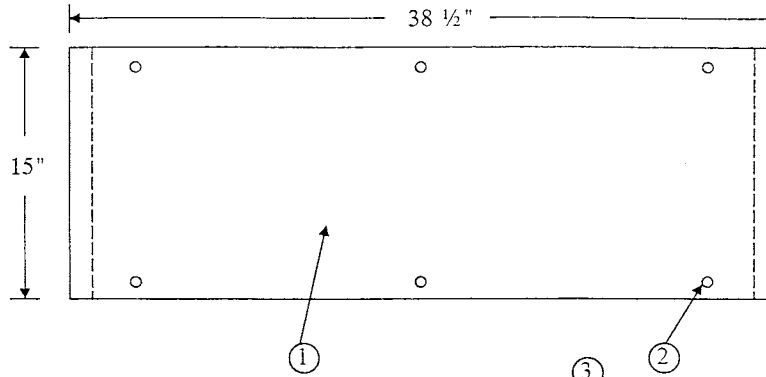


Rear View

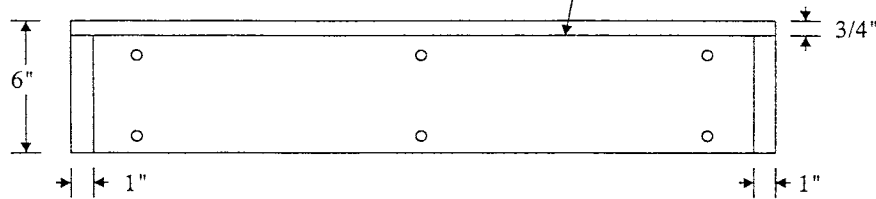
DRAWN FOR		BIOLOGICAL Controls 749 Hope Road Suite A Eatontown, NJ 07724			
STANDARD					
DRAWN BY	LVB	SIZE	JOB NO.	DWG NO.	REV
APPROVED BY		SCALE		DATE	JULY 17, 2002
				SHEET	

BIOLOGICAL <i>Controls</i>
SUBMITTAL DRAWING
EX-BB-PM SHELF BRACKET

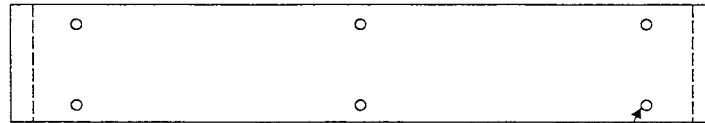
Top View



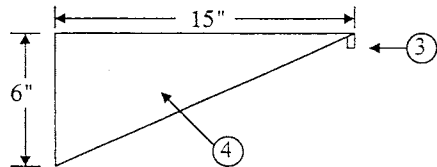
Front View



Rear View



Side View



- (1) 16 GA. STAINLESS STEEL SHELF
- (2) MOUNTING HOLES TO ATTACH EX-BB-PM (6)
- (3) 3/4" SINGLE TURNED FLANGE
- (4) SIDE BRACKET WITH SINGLE TURNED FLANGES
- (5) 3/8" HOLES TO ATTACH TO WALL (5)

DRAWN FOR STANDARD	BIOLOGICAL 749 Hope Road <i>Controls</i> Suite A Eatontown, NJ 07724			
	TITLE SHELF BRACKET TO SUPPORT EX-BB-PM			
DRAWN BY	SIZE	JOB NO.	DWG NO.	REV
APPROVED BY	SCALE	DATE	July 18, 2002	SHEET